

**The Scrapper's Guide
to the
2011 Scrapbook Extravaganza**

Everything you need to know to have the best event ever!



GENERAL INFORMATION

Directions:

White County Fair Grounds:
802 Davis Drive
Searcy, Arkansas 72143

Please drive to the second Fair Ground Entrance on the right. There will be signs to point you where to park. Parking is FREE!

You can also click on the link below that says "DIRECTIONS" to take you to the Scrapbook Attic website for information and directions.

[DIRECTIONS](#)

Entrance/Exit:

There is only one entrance and exit to the main building. Please do not enter or exit any other doors. Once you register, you will need your boarding pass to re-enter the building.

New Entrance for those Pre-Registered and Registering Early Friday:

All those who pre-register will be allowed to enter at the Super Movers station. You must be pre-registered and have your Boarding Pass to enter at this door. There will be someone there at the door and no exceptions will be made. Please note that you will NOT be allowed to enter in this door without your boarding pass.

Those that register at 8:00 a.m. on Friday and return at 10:00 a.m. will be able to enter also at the Super Movers station. We are hoping that this will help create a much smaller registration line plus allow you to get inside the building and get settled before you get your goodies. This will also help with Side Classes getting started on time.

Smoking:

Smokers will have a designated area. Please ask one of the staff team.

Attire: (Cruising Attire)

Dress comfortably. Some will be dressed in PJs, some in street clothes. It's your cruise so dress comfortable. We do our best to keep the temperature regulated. However, it is very hard to keep everyone comfortable at the same time. Just keep in mind that if you get cold easily please bring a jacket or dress in layers to be on the safe side. If you get hot easily, please dress in attire that will keep you cool and comfortable.

Walking the Plank: The No-No's

In order to provide you a pleasant experience at the Extravaganza we have listed a few items that are no-no's.

1. Please do not block the drop off access longer than it takes to unload your items. You cannot leave unattended cars parked here. Either leave one of your party members with your stuff or have our Super Movers unload your items. Please remember these guys are working on gratuities.
2. Don't move tables around. We have found that the way we have the tables setup works for everyone.
3. No reserved seating. If papers are placed on tables saying "Reserved For", they will be removed. However; if members of your party arrive early, they can save you a seat by placing your bags at your seat.



BOARDING PROCESS: GETTING STARTED

REGISTRATION: (NEW HOURS)

Pre-Registration: Thursday, November 3rd (5:00 pm to 7:00 pm)

New this year! We will allow you to pre-register at The Scrapbook Attic on Thursday ONLY from 5:00 pm to 7:00 pm. At this time, you will be given your boarding pass. This will allow you to pass the registration line on Friday morning and enter the main scrapping area at 10:00 am. when the doors open.

New Entrance For Those Pre-Registered And Those Who Register Early Friday Morning

All those who pre-register will be allowed to enter at the Super Movers' location starting at 10:00 am. We will have a sign posted to direct you to the Super Movers. You must be pre-registered and have your Boarding Pass to enter. There will be someone there and no exceptions will be made. Please note that you will NOT be allowed to enter this door without your boarding pass.

Those that register at 8:00 a.m. on Friday and return at 10:00 a.m. will be able to enter also at the Super Movers. We are hoping that this will help create a much smaller registration line plus allow you to get inside the building and get settled before you get your goodies. This will also help with Side Classes getting started on time.

Registration: Friday, November 4th

Registration will begin on Friday morning at 8:00 a.m. at the main entrance. Doors to the building will not open until 10:00 a.m.

At 10:00 a.m. you will be able to choose your seat & pick up your t-shirt & goodies from our designated areas. (Tip) You will have all day to pick up your t-shirt and goody bag.

Please be patient and remember we have 425 scrappers to register. The Gate will be open at 8:00 a.m. & our famous Super Movers will be available to help you with all your "stuff". Once you have registered and have your boarding pass, you can leave and return at 10 a.m. or you may choose to stay in line.

Boarding Pass

At registration you will receive your boarding pass and badge holder. Your name badge will be on the Boarding Pass. You must have your name badge to enter the building at ALL times. You will need your boarding pass to collect all your Scrapbook Attic Extravaganza goodies. Your boarding pass will be your Best Friend!

Name Badge

Please cut out the name badge that will be on the bottom left hand corner of your Boarding Pass. You will need to place your name badge into the badge holder that you are given during registration. The name badge will allow you to leave and re-enter the building and purchase product, so please hang on to it for the entire show.

Boarding Pass Codes

Some Extravaganza ticket holders will be receiving extra kits and goodies. These scrappers are customers who registered very early in the year. Boarding passes are marked for those customers who get extra goodies. Just a few perks for registering early!

Boarding passes will be labeled A, B, C or D. Each letter represents the time frame in which you purchased your Extravaganza ticket. After you have registered and entered the building you may present your boarding pass for your tee-shirt, goody bag, and/or gifts.

A: The scrapper with this Boarding Pass receives an extra class kit & an extra gift.

B: The scrapper with this Boarding Pass receives an extra gift.

C, D, F, or G: The scrapper with this Boarding Pass will not receive any extra items outside of the tee shirt and goody bag.

Super Movers: (Friday Only)

Our Super Movers are ready to help! They will be at the loading dock at 8:00 a.m. to help you with your scrapping luggage for the event. The Super Movers will not be in the parking lot. You will have to pull up to the loading dock.

The Drop Off

Your scrapping materials can be dropped off at the loading dock. There will be signage to direct you to the drop off location. Your items will be unloaded, tagged and put aside for you to retrieve.

Retrieving Your Items

After parking, you will go through the regular registration process. After registering and finding your seat, you are welcome to walk over to the Super Mover's Station and ask for your items to be retrieved for you. Once your items have been retrieved they will help you to your seat.


Please Note: The Super Movers are working for gratuities.

What To Bring

Bring whatever you feel you want to scrapbook for the weekend or bring what your car will hold. ☺ A supply list for the items needed for the Friday and Saturday classes is provided later in this guide.

What Is Needed At Registration

1. All layout submissions for the layout contest (explained later in this guide)
2. All photo submissions for the photo contest (explained later in this guide)
3. Toys for the Bailey Faith "Christmas For Kids" (explained later in this guide)
4. Bring your cash (dollar bills) to tip the Super Movers, to get a scrapping cruise photo, to buy concession stand munchies, and to do a make-n-take



THE SCRAPPING AREA

Seating/Tables

Table Arrangement:

Please do not rearrange the tables. We have found that the way the tables are setup works best for those scrapping and for the instructors teaching the Saturday classes.

Choosing Your Seat:

Please keep in mind that at some point you will have to sit by someone; so please go ahead and sit next to someone already seated rather than seating two seats down from someone. This makes it hard for groups to find seats where they can all sit together. Everyone wants to be able to sit with their friends. Let's make this year the first year that Andrew does not have to ask everyone to move down!

Q. Can I leave my scrapping stuff at my seat when I leave Friday night?

A. You may leave your scrapbook items at your chosen seats during the entire event.

Electricity: Who Has The Power?

Do not despair; Electricity is Free at the Extravaganza!

How To Get Connected

Please bring a surge protector and an extension cord. Andrew or a crew member will help you get set up. You will need to ask for help.

Please feel free to bring extra lighting. For example, you can bring the lamps that you attach to your bedside for reading. After all, electricity is free!

YOU ARE UNABLE TO ATTEND And YOU PURCHASED A TICKET

This is very important! If you are not attending the Extravaganza for some reason and have purchased a ticket. You have options to getting your class kits.

How To Receive Your Class Kits And Goodies

Notify Scrapbook Attic By Email:

If you are unable to attend, email Denise at the Scrapbook Attic, usoffice@cswnet.com, NO LATER than midnight, Wednesday, November 2nd. The Scrapbook Attic will pull all your class kits and goodies and ship them to you for \$15.

You will need to provide the following to use this alternative:

1. First and last name.
2. Form of payment.

If you want the Scrapbook Attic to use your credit card on file, please indicate this in the email. The \$15 charge will be charged to your credit card Thursday. Once your card has been charged for the shipping fee, no refunds will be given.

In the event that something arises after midnight on Wednesday, November 2nd, the Scrapbook Attic may be able to ship your kits to you. However, the Scrapbook Attic can only guarantee the goody bag and tee-shirt after midnight Wednesday, November 2nd. You must notify the Scrapbook Attic before midnight on Friday, November 4th.

You will need to provide the following:

1. First and last name.
2. Form of payment.

If you want the Scrapbook Attic to use your credit card on file, please indicate this in the email. The \$15 charge will be charged to your credit card. No refunds will be given.

If you do not contact the Scrapbook Attic at all before midnight on Friday, November 4th and you do not attend, your ticket to the Extravaganza will be forfeited and nothing will be shipped.

Should your circumstances change and you are able to attend after all, you will need to show your driver's license at registration to receive your badge.

Have A Friend Bring Your Ticket (Bringing A Friend's Ticket Option)

If you are unable to attend and have a friend who is attending, you can elect to have your friend pick up all your Extravaganza kits and goodies.

Your Friend **MUST** do the following:

1. **MUST** complete your registration and pick up your Boarding Pass/Name Badge.
2. **MUST** present your Boarding Pass/Name badge to each class in order to receive your kits.

The kits will only be given out at the beginning of each class. Class kits will not be given out at any other time. No exceptions will be made in this area.

If you elect to use this option should you not be able to attend and your friend does not pick up your kits/goodies, the Scrapbook Attic will not guarantee to ship your kits/goodies nor refund your ticket.

PURCHASES AT THE EXTRAVAGANZA

How To Buy, Buy, Buy!

All your purchases at the store will be put on your Extravaganza tab (account) through the bar code printed on your name badge that you will cut off the Boarding Pass. You will use this to purchase in the Scrapbook Attic Store. Cash will be needed for concession stand purchases.

Scrapbook Attic Store

The Scrapbook Attic gang will pack up the store and bring it to the Extravaganza! We have purchased a lot of new product and our store is overflowing. We will have PJs and scrapbook related T-Shirts for sale. The scrapbook apparel will be revealed at the show. Shop early to ensure you get what you fancy!

THE SHOW IS OVER AND YOU ARE READY TO LEAVE:

Settle Your Tab

You will pay for all your purchases on your Extravaganza tab when you check out. You must check out by Saturday evening. **YOUR CREDIT CARD ON FILE WILL NOT BE AUTOMATICALLY CHARGED**, so please attend to your bill. However, in the event that you leave without paying for your purchases we **WILL** charge your credit card that we have on file **WITHOUT** contacting you. So please make sure you have paid before you leave the building.

Get Out Of The Building Pass

You will be given a "get out of the building pass" to leave once you have paid for all your purchases.

You will need a "get out of the building pass" to leave even if you did not purchase anything. Just go to the check out and have your name badge scanned to confirm you do not have purchases to pay and you will be given the pass to leave.

Extended Crop: Not Ready To Leave?

You speak, we listen! Due to numerous requests for a place to crop following the Extravaganza, the Scrapbook Attic will extend the crop time from 1:00 a.m. Sunday to 12:00 p.m. Sunday. This is for those who register for the Extended Crop.

The cost for the Extended Crop privilege is \$10. You can register for the Extended Crop at any time during the Extravaganza. See Meagan at the store register to sign up during the Extravaganza.

Since this is an optional service, any one that remains in the building after 1:00 a.m. Sunday, November 6th will be charged the \$10 extended crop fee.



THE GOOD STUFF

Tee-Shirts and Goody Bags-When & Where

11th Annual Extravaganza tee-shirts and goody bags will be handed out at designated areas starting at 10:00 am on Friday, November 4th. You can go pick these up after you register and find your seat. Your Boarding Pass will indicate your tee shirt size and any extra goodies you are to receive. Signs will be posted to direct you to the tee-shirt and goody bag stations. The Scrapbook Attic hopes this will help reduce long lines at registration.

Make-N-Take

There will be Make-N-Take sessions starting at 10:00 when the doors open Friday! We will make all kinds of fun! We will have some for one buck and some for free! A deal you can not beat! You can purchase as many as you want or until you run out of one dollar bills. Find the Make-N-Take booth near the register! We will be doing the Make-n-Takes all day Friday only.

SCRAPPING CRUISE PHOTOS

Staging the Shot

Tammie, your cruise photographer, will be taking 2011 Extravaganza Cruise photos on the stage from 10:00 am to 2:00 pm Friday, November 4th. If you would like your photo taken with your friends against the 11th Annual Extravaganza background, just drop by and see Tammie at the stage. The photos are for purchase only. Cost of purchase will be \$2 each and will be available for pick up any time on Saturday at the register. You will pay for photos when you pick them up on Saturday. See Meagan at the register on Saturday for purchase. If you are in a group shot, we will have available multiple shots for purchase of your group. Please be kind and refrain from asking Tammie to take your photos with your camera between 10:00 am and 2:00 pm Friday. After 2:00 pm, the stage is all yours for all the camera action you want!!

Note: 2010 Extravaganza photos will be available for purchase at 50 cents each. These are the photos that Tammie took last year in front of the Hollywood sign and snapshots taken during the 2010 Extravaganza.

Print Your Own Photos

The Scrapbook Attic will have a Sony Lab photo printer that prints 4x6 photos. This photo printer accepts all your digital camera cards.

DOOR PRIZES, CONTESTS, and BAILEY FAITH GIVE BACK

Door Prizes: Feeling Lucky?

The Scrapbook Attic understands that not all scrappers can stay until midnight on Saturday and also realizes that many scrappers just want to crop on Saturday night. We know that the excitement of door prizes can distract us from our scrapping fun. With this being said, we have decided to hand out door prizes on Saturday during the classes. The very last door prize will be given out immediately following the last class of the day on Saturday. So, no more staying up past your bedtime for the door prizes!

Contests: Layout and Photo!

No categories this year. You just submit your FAVORITE layout or photo! One winner for each contest.

Layout Rules:

All submissions MUST have the following information on the back of the layout or it WILL NOT be considered.

1. First and Last Name
2. Phone Number
3. Address and phone number must be on the back.
4. Cannot be from a scrapbook club kit.

Photo Rules:

1. Photo must be 8x10 or larger in a sheet protector or zip lock bag.
2. First and Last Name must be on the back.
3. Address and phone number must be on the back.
4. Cannot be a professional photo.

Winners will be announced Saturday at 8:00 p.m.

All layouts/photos will be set up on tables for viewing once the winning layout/photos have been selected. This is where you will be able to pick up submissions.

Scrappers are responsible for collecting their submissions on Saturday evening. Please make sure that you pick these up as the Scrapbook Attic is not responsible for holding on to the layouts/photos after the contest is over.

Bailey Faith's Christmas For Kids Give Back

For those of you who are new to the Extravaganza, this toy drive is very near and dear to Denise's heart. Three years ago in February Denise lost her first granddaughter, Bailey Faith, to Group B Strep. In Bailey's memory each year, the Scrapbook Attic hosts an annual toy drive for kids.

How to Participate:

The Scrapbook Attic asks that everyone bring a toy suitable for kids for Christmas. We appreciate any thing that you can afford to give. Last year due to generous donations of our Extravaganza participants, we gave toys to 60 families!

Suggested Items To Give: (Most of these items can be purchased under \$10)

Dolls, Pretend Baby Bottles, Dora, I Carley, My Little Pony, Mickey Mouse.
Trucks. Cars. Hot Wheels, Basketballs, Transformers, Trains, and Spongebob.
Books, Coloring Books, Crayons, Playdough, and Blocks
Infant Children items: Wipes, Sleepers, diapers


Money Donation:

If you don't have time to shop, we will have a donation box set up at registration so you can still participate in the Bailey Faith Give Back. Drop a few bucks in the box and we will do the shopping for you.

Used Items:

Even though we cannot accept used toys, we are accepting for the local shelter the following slightly used items. Please make sure if you donate clothing that it is clean and stain free.

Gently Used Items to Donate: baby walker, high chair or bumbo, boy or girl baby clothes (12 month or younger).



FOOD: DON'T FORGET TO EAT!

Scrappers, we are doing our best to make this a relaxed and fun scrapping weekend. There will be a concession stand open Friday, November 4th and Saturday, November 5th for all those munchie attacks while we are scrapping. The Scrapbook Attic will also be serving a catered lunch meal Saturday, November 5th for those scrappers that register for this meal.

Concession Stand Hours Of Operation:

Friday 11:00 a.m. - ?

Saturday 8:00 a.m. - ?

Saturday lunch special (Papa John's Pizza) will be served from 11:30-1:00 at the Concession Stand.

Concession Stand Menu

Beverages: Canned Drinks, Bottled Water, Coffee

Chips: Barbeque, Lays Plain, Doritos

Candy Bars: Snickers, Reese's

Hot Items: Hot Dog, Hot Pockets, Hamburgers, Nachos

Dairy: Pudding, Yogurt

Catered Meal: Saturday, November 5th

How to Register for the Catered Meal

Register at the Event:

You can prepay for the catered lunch at the registration table until 2 p.m. on Friday, November 4th. We will not sell lunches after this time.

Don't delay if you think you want to buy the catered meal for Saturday! Get your request to the Scrapbook Attic by online or by person before 2 p.m. Friday, November 4th. There may be extras available for purchase on Saturday, but no guarantee.

You have two choices to decide between:

Catfish Plate (\$10) or the Chicken Plate (\$10)

Catfish Plate:

3 pieces of fried Catfish, Cole Slaw, Baked Beans, French Fries, Hush Puppies, 2 Cookies, 1 canned soda. Whew!

Chicken Plate:

3 pieces of fried Chicken Strips, Cole Slaw, Baked Beans, French Fries, 2 Cookies, 1 canned soda. Yummy!


THE MAIN SHOW (SCHEDULE OF EVENTS)

FRIDAY

- 8:00 a.m. Registration Starts
10:00 a.m. Doors Open (No early admission!)
12:00 p.m. Design Team Classes begin. (These classes are optional purchases.)
You can go to the Scrapbook Attic website to see when your class begins. Class times will also be printed on your Boarding Pass.
12:00 a.m. Fair Ground Doors close

SATURDAY

- 7:00 a.m. Doors open. Registration available
8:00 a.m. Classes begin (promptly)
12:00 p.m. Lunch
1:00 p.m. Classes Resume
6:00 p.m. Classes End
7:00 p.m.-12:00 a.m. Scrapping on your own
1:00 a.m.-12:00 p.m. Sunday Extended Crop
\$10 fee to stay and crop past 1:00 a.m.
Click on the link below to register for the Extended Crop. Yes, you can pay the day of the event should you decide that you are cranking out layouts and want to stay later.
[Register for Extended Crop](#)



FRIDAY'S EXTRAVAGANZA OFFERINGS

Design Team Optional Classes

What Are The Optional Classes:

The Design Team has done a tremendous job designing projects for the extra classes offered on Friday. These classes are for purchase only and will be taught during Friday. All the projects for the classes that are not full will be available to view at registration. All classes have between 12 to 24 spots total. You may go online to view and register for all the classes at www.scrapus.com

How You Can Sign Up:

Sign up at registration Friday, November 4th at the show. All classes that have spots remaining will be available at registration on Thursday and Friday. You will be allowed to sign up for a side class at the cash register once you are in the building.

Payment For Optional Classes:

Once you write your name on the sign-up sheet, your credit card on file will be charged immediately. Once you have signed up for the class it becomes yours. No refunds or exchanging classes.

Ready To Start Your Friday Optional Class:

Classes start at Noon on Friday. Look at your Boarding Pass after you register to note your class time.

Please Note: all classes must start on time. If you are 15 minutes late to your class, you will be given your kit and you may join in with the class. The instructors, however, will not stop to get you caught up to where the class is with the project.

If you are in the registration line and your class is getting ready to start, please notify Brittney at the registration table. We will allow you to break the line if your class starts at noon and it is after 11:30 a.m. (We will not let you break line until 11:30 a.m. for the noon classes only.)

What To Bring To Your Friday Class:

All classes will require you to bring: Paper Trimmer, Scissors, Adhesive, and a brown or black ink pad. For all the extra items needed for side classes, go to the Scrapbook Attic website and look under Side Classes to find the class you are registered to take. Each class has a listing of all items needed. Make a note of the class time, section it will be located, and the supply listings.

THE EXTRAVAGANZA: SATURDAY CLASSES

The Class Instructors

Tammie, Sarah and Jessi are the instructors for the 2011 Scrapbook Attic Extravaganza.

Registration is all day Friday starting at 8:00 a.m. and Saturday morning starting at 7:00 a.m. If you register on Saturday, please make sure that you have plenty of time to get to your first class starting at 8:00 a.m. If you want a kit for the first class you must be present to receive it.

What To Bring For The Saturday Classes:

Pack your basic scrapbook supplies and tools such as: Paper Trimmer, Hole Punch, Scissors, 3/4 Circle Punch, Paper Piercer, Ink (brown & black), Basic Stapler, Single side tape (regular scotch tape-archival quality) and of course, Money, don't forget your money!

How Will Classes Be Taught:

Your scrapping cruise instructors will teach one class at a time. After all kits are passed out to participants, the instructors will go over the details of the project. Instructors will walk around to help participants and there will be helpers walking around to help. Everyone will also receive a color print of the project with directions to follow along at each scrappers pace.

How Will Class Kits Be Distributed:

All kits will be handed out at the beginning of each class. Please make sure that you are seated when each class starts, as the class helpers will not leave kits at empty seats. The helpers will only give out a kit if there is a name badge at the seat.

Picking up kits for someone not at the Extravaganza? No problem, just make sure that you have her badge as well as your own.

Need break during class time? No problem, leave your name badge at your seat to get any kits handed out while you have stepped away.

What Happens If You Are Late Getting To The Extravaganza on Saturday:

Once the kits are handed out, the remaining kits will go back to the office. If you are late getting to the Extravaganza on Saturday, please do not ask the helpers to go get your kits. They will not be allowed to do this. If you want a kit for the first class you must be present to receive it.

Left Over Kits:

At the end of the Extravaganza, all remaining kits will be sold. Don't worry, we will announce when we will sell the kits.

Hopefully we have answered all your questions in this newsletter. If not, please do not call the store. You can email Denise at usoffice@cswnet.com

NOTE:

We do make mistakes. If the Scrapbook Attic finds something that was left out or is incorrect in this newsletter, the Scrapbook Attic will send out an revised newsletter. You will know it is revised as it will say "Revised Newsletter."

Please make sure that you let your friends know about this newsletter if they do not have email.

The Scrapbook Attic gang looks forward to seeing you for our 11th Scrapbook Extravaganza!

